











Rank	Bib	CGA Name					Total	Ind. Ran			
<b>1 AUS - Australia</b>											
	201	BONORA Georgia	12.500	14.250	11.950	13.200	51.900	(5)			
	202	BRENNAN A.	13.300		10.500	13.500	37.300	(33)			
	203	LITTLE Emily	14.550	13.700	12.300	13.050	53.600	(2)			
	204	MITCHELL L.	14.700	14.250	13.750	14.250	56.950	(1)			
	205	WHEELER Georgia		13.600			13.600	(39)			
		<b>Total</b>	<b>42.550</b>	<b>(1)</b>	<b>42.200</b>	<b>(1)</b>	<b>38.000</b>	<b>(3)</b>	<b>40.950</b>	<b>(1)</b>	<b>163.700</b>
<b>2 ENG - England</b>											
	213	CAIRNS Imogen	14.000	12.300	13.200	14.000	53.500	(3)			
	214	EDWARDS Laura	13.550	11.350	13.200	13.050	51.150	(7)			
	215	HUNT Jocelyn	13.800	12.500	13.150	12.850	52.300	(4)			
	216	LINDSLEY C.	13.700	12.450	10.500	12.150	48.800	(11)			
		<b>Total</b>	<b>41.500</b>	<b>(2)</b>	<b>37.250</b>	<b>(3)</b>	<b>39.550</b>	<b>(1)</b>	<b>39.900</b>	<b>(2)</b>	<b>158.200</b>
<b>3 CAN - Canada</b>											
	206	DION Catherine			12.800		12.800	(40)			
	207	KLARENBACH K.	13.650	12.450	12.200	12.000	50.300	(9)			
	208	LEMIEUX-GUILLEMETTE	12.950	13.250	13.200	12.300	51.700	(6)			
	209	MAY G.	13.750	12.400		12.150	38.300	(32)			
	210	WILLIS Emma Leigh	13.550	12.450	11.600	13.000	50.600	(8)			
		<b>Total</b>	<b>40.950</b>	<b>(3)</b>	<b>38.150</b>	<b>(2)</b>	<b>38.200</b>	<b>(2)</b>	<b>37.450</b>	<b>(3)</b>	<b>154.750</b>
<b>4 MAS - Malaysia</b>											
	224	ABDUL HADI Farah Ann	12.850	10.250	10.500	12.050	45.650	(23)			
	225	ANG Tracie	13.500	12.050	10.000	12.950	48.500	(12)			
	226	CHAN Sau Wah	12.700	12.100	11.350	11.300	47.450	(17)			
	228	HASNAN N.	13.400	11.900	10.100	11.000	46.400	(20)			
		<b>Total</b>	<b>39.750</b>	<b>(4)</b>	<b>36.050</b>	<b>(4)</b>	<b>31.950</b>	<b>(7)</b>	<b>36.300</b>	<b>(4)</b>	<b>144.050</b>
<b>5 SCO - Scotland</b>											
	235	LIPTON Jordan	13.200	12.400	11.550	11.000	48.150	(14)			
	236	REGAN Amy	11.850	10.800	10.450	12.650	45.750	(22)			
	237	SIMPSON V.	12.850	10.650	12.650	11.950	48.100	(16)			
		<b>Total</b>	<b>37.900</b>	<b>(7)</b>	<b>33.850</b>	<b>(6)</b>	<b>34.650</b>	<b>(4)</b>	<b>35.600</b>	<b>(5)</b>	<b>142.000</b>
<b>6 SIN - Singapore</b>											
	239	KHOO Krystal Oon Hui	0.000	5.950	10.400		16.350	(38)			
	240	LIM Heem Wei	12.050	12.450	12.700	10.950	48.150	(13)			
	241	TAY Nicole Xi Hui	13.100	11.850	10.800	11.650	47.400	(18)			
	242	TAY Tabitha Jia Hui	12.550	10.150	10.100	12.000	44.800	(27)			
		<b>Total</b>	<b>37.700</b>	<b>(8)</b>	<b>34.450</b>	<b>(5)</b>	<b>33.900</b>	<b>(6)</b>	<b>34.600</b>	<b>(7)</b>	<b>140.650</b>



Rank	Bib	CGA Name					Total	Ind. Ran
<b>7 NZL - New Zealand</b>								
	232	MITCHELL Briana	12.550	10.750	11.200	11.350	45.850	(21)
	233	MOON H.	13.000	10.850	11.250	11.450	46.550	(19)
	234	RAE Jordan	13.300	11.100	11.500	12.250	48.150	(15)
		<b>Total</b>	<u>38.850</u> (6)	32.700 (7)	33.950 (5)	35.050 (6)	<b>140.550</b>	
<b>8 IND - India</b>								
	218	MEENAKSHI	<i>12.550</i>	7.300	7.800	10.850	38.500	(31)
	219	DAS Priti	12.850	<i>5.850</i>	10.050	10.500	39.250	(30)
	220	JOGLEKAR Roma Dilip	12.850	7.550			20.400	(36)
	221	KARMAKAR Dipa	13.450	9.800	11.300	<i>9.100</i>	43.650	(28)
	222	SAMANTA Debjani			<i>6.700</i>	10.000	16.700	(37)
		<b>Total</b>	<u>39.150</u> (5)	24.650 (8)	29.150 (8)	31.350 (8)	<b>124.300</b>	

**Note:**  
Underlined totals indicate starting apparatus.  
*Italics* indicate the low (non-counting) score.

**Legend:**  
Ind. Individual      Q Qualified for Team Final

 Vault

 Uneven Bars

 Beam

 Floor