






RESULTS

Rank	Name	CGA Code													Total
			Score	Rk	Pen	Score	Rk	Pen	Score	Rk	Pen	Score	Rk	Pen	
1	JOHNSTON Naazmi	AUS	D 8.425	25.275	(1)	8.550	25.550	(2)	8.075	24.675	(1)	8.350	24.600	(2)	100.100
			A 8.500			8.500			8.450			8.300	0.20		
			E 8.350			8.500			8.150			8.150			
2	TRIKOMITI C.	CYP	D 8.150	24.450	(2)	8.725	25.625	(1)	8.250	23.550	(3)	8.550	25.350	(1)	98.975
			A 8.350	0.10		8.500	0.05		8.150	0.25		8.400			
			E 8.050			8.450			7.400			8.400			
3	KOON Elaine	MAS	D 8.300	24.250	(3)	8.550	24.900	(3)	7.500	22.600	(6)	8.450	24.250	(3)	96.000
			A 8.050	0.25		8.150			8.100	0.45		8.150			
			E 8.150			8.200			7.450			7.650			
4	JONES Francesca	WAL	D 7.450	23.050	(5)	7.700	24.000	(5)	7.450	23.700	(2)	6.750	22.650	(6)	93.400
			A 8.000	0.05		8.200			8.100	0.10		8.000			
			E 7.650			8.100			8.250			7.900			
5	CHAMILOVA Mariam	CAN	D 7.250	22.750	(7)	7.900	23.600	(6)	7.575	23.275	(4)	7.150	22.850	(5)	92.475
			A 7.900	0.05		8.100			7.950			8.150			
			E 7.650			7.600			7.750			7.550			
6	ABDUL WAHID N.	MAS	D 7.100	23.000	(6)	8.050	24.050	(4)	7.400	22.650	(5)	7.000	22.000	(8)	91.700
			A 8.150	0.05		8.000			7.800			7.500	0.05		
			E 7.800			8.000			7.450			7.550			
7	MURRAY Janine	AUS	D 7.250	23.100	(4)	7.250	22.950	(7)	6.825	22.175	(8)	7.300	23.150	(4)	91.375
			A 8.000			7.950			7.850			8.000			
			E 7.850			7.750			7.500			7.850			
8	MJEKULA Sibongile	RSA	D 6.950	22.150	(8)	7.300	22.550	(8)	6.950	22.150	(9)	6.700	21.750	(9)	88.600
			A 7.850	0.05		7.700			7.700			7.750	0.05		
			E 7.400			7.550			7.500			7.350			
9	HUTCHISON Lynne	ENG	D 6.700	22.000	(9)	6.900	22.350	(9)	6.600	21.300	(11)	7.200	22.450	(7)	88.100
			A 7.700			7.700			7.500	0.20		7.750			
			E 7.600			7.750			7.400			7.500			
10	MANTCHEVA Demetra	CAN	D 6.600	21.650	(11)	6.450	22.350	(9)	6.900	22.250	(7)	6.350	21.150	(12)	87.400
			A 7.700			7.950			7.750	0.05		7.750	0.05		
			E 7.350			7.950			7.650			7.100			
11	FOX Francesca	ENG	D 6.750	21.950	(10)	6.700	22.050	(11)	6.700	22.000	(10)	6.150	21.300	(10)	87.300
			A 7.700			7.700			7.750	0.05		7.750			
			E 7.500			7.650			7.600			7.400			
12	RADEMAKERS Mereana	NZL	D 6.200	21.300	(12)	6.250	20.600	(12)	4.600	19.550	(13)	6.200	21.250	(11)	82.700
			A 7.550			7.600	0.20		7.600			7.700			
			E 7.550			6.950			7.350			7.350			
13	OLIVER Keziah	NZL	D 5.850	20.750	(13)	5.650	20.450	(13)	5.100	19.750	(12)	5.850	20.900	(13)	81.850
			A 7.600			7.500			7.450			7.600			
			E 7.300			7.300			7.200			7.450			
14	CLOW Victoria	SCO	D 4.850	18.300	(14)	5.200	19.000	(14)	5.000	18.900	(14)	5.150	18.650	(15)	74.850
			A 6.700			6.850			6.900			6.700			
			E 6.750			6.950			7.000			6.800			
15	CASSAR Georgina	GIB	D 3.575	17.025	(15)	4.300	17.400	(16)	4.300	18.400	(15)	5.100	18.900	(14)	71.725
			A 6.650			6.700	0.05		7.050			6.800			
			E 6.800			6.450			7.050			7.000			
16	SURVE P.	IND	D 2.750	16.200	(16)	4.100	17.600	(15)	3.125	16.925	(16)	4.000	17.650	(16)	68.375
			A 6.750			6.650			6.950			6.650			
			E 6.700			6.850			6.850			7.000			



Indira Gandhi Stadium





GYMNASTICS RHYTHMIC





INDIVIDUAL ALL-AROUND FINAL



WED
13 OCT 2010
17:00

RESULTS

Rank	Name	CGA Code					Total
			Score Rk Pen	Score Rk Pen	Score Rk Pen	Score Rk Pen	

Legend:					
A Artistic score	D Difficulty score	E Execution score	DNF Did Not Finish	DNS Did Not Start	DSQ Disqualified
Pen Penalty	Rk Apparatus Rank				
 Rope	 Hoop	 Ball	 Ribbon		